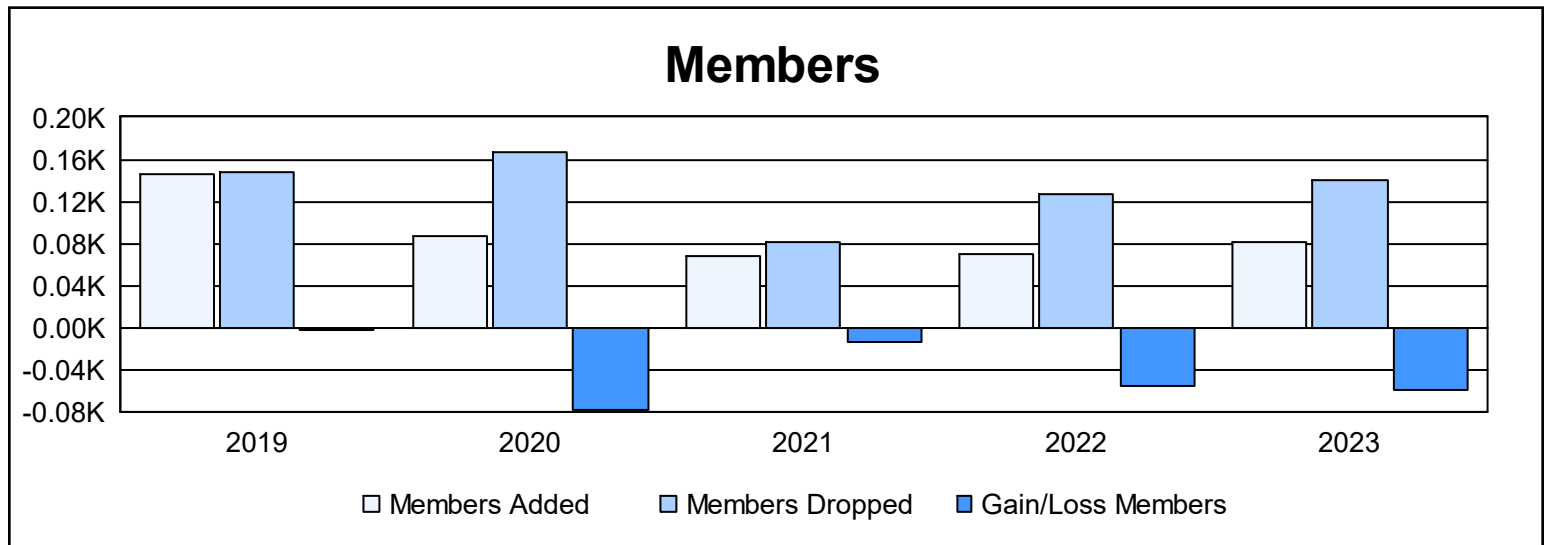
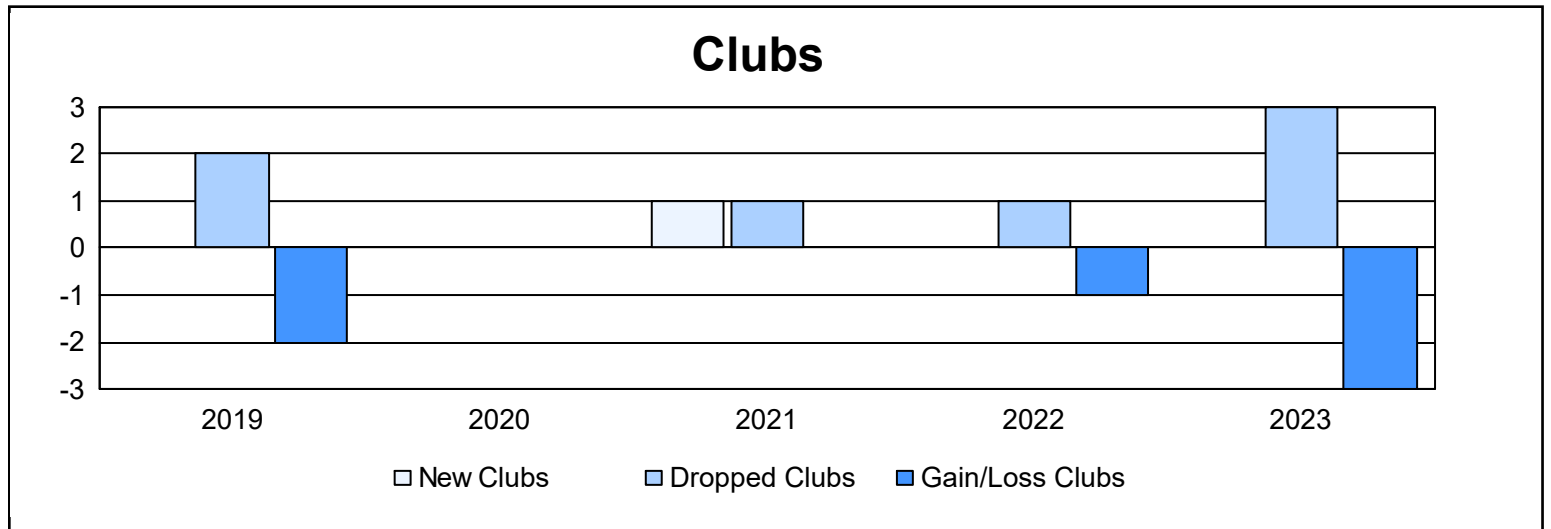
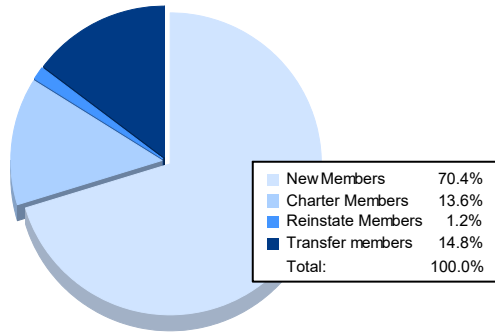


| Year           | New Clubs | Dropped Clubs | Gain/ Loss Clubs | New Members | Charter Members | Reinstate Members | Transfer Members | Total Member Added | Total Members Dropped | Gain/ Loss Members |
|----------------|-----------|---------------|------------------|-------------|-----------------|-------------------|------------------|--------------------|-----------------------|--------------------|
| 2018-2019      | 0         | 2             | -2               | 103         | 7               | 6                 | 29               | 145                | 147                   | -2                 |
| 2019-2020      | 0         | 0             | 0                | 57          | 4               | 10                | 16               | 87                 | 166                   | -79                |
| 2020-2021      | 1         | 1             | 0                | 37          | 23              | 3                 | 4                | 67                 | 81                    | -14                |
| 2021-2022      | 0         | 1             | -1               | 50          | 9               | 2                 | 9                | 70                 | 126                   | -56                |
| 2022-2023      | 0         | 3             | -3               | 57          | 11              | 1                 | 12               | 81                 | 141                   | -60                |
| <b>Average</b> | <b>0</b>  | <b>1</b>      | <b>-1</b>        | <b>61</b>   | <b>11</b>       | <b>4</b>          | <b>14</b>        | <b>90</b>          | <b>132</b>            | <b>-42</b>         |



### Membership Composition June 2023 Cumulative



### Gender Composition June 2023 Cumulative

